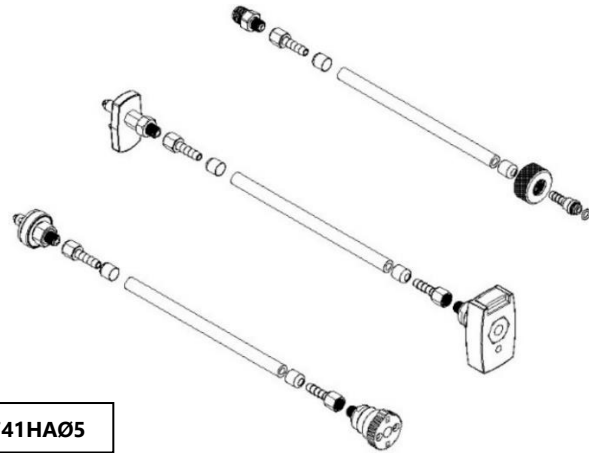


Instructions for Use - Hose Assembly

Flotec's Hose Assembly is intended to deliver compressed, low-pressure medical gas between a source of compressed gas and medical equipment. They are primarily intended to be used in medical facilities by medical professionals. Hose Assemblies are not intended to be directly attached to a patient's mouth or nose.



UDI-DI +B741HA05

Available configurations:

- Medical gases:** Oxygen, Nitrogen, WAGD, Carbon Dioxide, Nitrous Oxide, Vacuum, Medical Air
- Hose colors:** Black, clear, green, purple, grey, blue, white, yellow
- Color coding:** Can be configured for CGA or ISO color coding.
- Conductivity:** Can be configured as Conductive or Nonconductive
- Inlets and outlets:** DISS, DISS Check Valve, Schrader, Chemetron, Puritan Bennett, Ohmeda, Hansen QD, 1/4" NPT, 1/8" NPT
1 in to 999 in (2.5 cm to 25 m)
- Length of hose:** Fittings will increase the overall length by approximately 2 in (5 cm)
If exact dimensions from fitting to fitting are needed, let us know.

Specifications:

- Operating pressure:** Up to 200 psi (14 bar, 1400 kPa)
- Operating flow rate:** Up to 250 LPM
- Temperature range:** Use and store between -10 to 40° C (14 to 104° F)
- Lifetime of device:** 10 years from manufacture date.
- Spare parts:** Inlets and Outlets, O-rings

Meanings of symbols used:



Medical Device



Manufacturing Date



Part Number



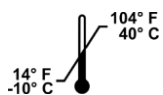
Consult Instructions for Use (IFU) prior to use



Batch code or LOT code



Serial Number



Storage temperature upper (104°F, 40°C) and lower (14°F, -10°C) limits in Celsius and Fahrenheit




Caution



Unique Device Identifier

Instructions for Use - Hose Assembly

Warnings! 	Read all safety warnings in this document before using the device. Obey all safety warnings at all times.
Installation	<ol style="list-style-type: none"> Inspect the Hose Assembly for damage, contact Flotec if damage is found. Inspect that the fittings on the pressure source and medical equipment are clean and undamaged. Connect the outlet of the Hose Assembly to the medical equipment, tighten by hand or wrench as appropriate. Connect the inlet of the Hose Assembly to the pressure source, tighten by hand or wrench as appropriate. If there is ANY confusion on installing a device, contact Flotec.
Use	<ul style="list-style-type: none"> Before use, check for damage and leakage. If there are any signs that the device is not working correctly, do not use the device and contact Flotec. Complete required performance checks necessary to use the connected medical equipment. Do not attempt to remove the hose assembly while it is pressurized. Do not use in systems that humidify the medical gas prior to entering the Hose Assembly. Flotec Hose Assemblies are not intended to convey moisture. If there are ANY questions about the device, do not hesitate to contact Flotec.
Cleaning & Maintenance	<ul style="list-style-type: none"> All devices should be cleaned periodically. Clean as appropriate to the use and exposure of the device; for general use alcohol wipes or general disinfectant are sufficient. Fitting O-rings can be swapped out if damaged. Contact Flotec for replacement O-rings and instructions. Do not attempt to self-service Hose Assemblies beyond cleaning and O-ring replacement. We strongly suggest returning these devices every five years for a complete review and servicing. Device serving a more critical role may be returned more often, if needed, to ensure safety.
Storage	<ul style="list-style-type: none"> For longest device life, while the device is not in use, store inside an airtight, opaque container. This can be easily achieved by placing the device inside a sealable plastic bag then inside a cardboard box. Storage temperatures must stay between 14 to 104° F (-10 to 40° C)

Safety Warnings:

<ul style="list-style-type: none">Do not exceed 200 psi (1400 kPa)	
<ul style="list-style-type: none">Do not exceed the indicated temperature range.	
<ul style="list-style-type: none">Do not crush, kink, pull, or tightly bend the Hose Assembly.	
<ul style="list-style-type: none">Do not use with gases or gas mixtures other than the specified gas or gas mixture.	
<ul style="list-style-type: none">Do not attempt to force an incompatible connection.	
<ul style="list-style-type: none">Do not use oil or grease in any way shape or form with this device.	
<ul style="list-style-type: none">Do not use while smoking, near an open flame, or near any other ignition source.	
<ul style="list-style-type: none">Do not connect Hose Assemblies in series, without validating that the resulting pressure and flow rate are suitable for the intended application.	
<ul style="list-style-type: none">Do not apply lubricants to the threads that are incompatible with the hose material or medical gas used. If unsure, consult Flotec.	
<ul style="list-style-type: none">Do not use humidifiers upstream of this device or otherwise introduce moisture above atmospheric levels into the device.	
<ul style="list-style-type: none">Do not use the Hose Assembly beyond 10 years after the manufacture date	
<ul style="list-style-type: none">Do not disassemble the Hose Assembly.	
<ul style="list-style-type: none">Do not attempt to self-service Hose Assemblies beyond cleaning and O-ring replacement.	
<ul style="list-style-type: none">Medical gas therapy may be critical treatment. Use strictly in accordance with the prescription or instructions of a physician.	
<ul style="list-style-type: none">Downstream equipment should have suitable safety valves, where appropriate, to prevent over pressurization and damage.	
<ul style="list-style-type: none">Particulate matter and VOCs could be introduced into the breathing gas pathway from a device upstream or downstream of the hose assembly. Purchasers of medical gas systems should take caution to ensure that all components of the system are biocompatible.	
<ul style="list-style-type: none">The user assumes all liabilities if instructions are not understood or warnings not followed. If any of these instructions are unclear, contact Flotec.	
Failure to follow the above safety instructions may result in death or serious injury.	

Absence of CMR Phthalates:

Based on design & testing, Flotec Hose Assemblies are free of Phthalates that may be **Carcinogenic**, **Mutagenic**, or toxic to **Reproduction**

Instructions for Use - Hose Assembly

Flotec, Inc. warrants this product to be free from defects in material and workmanship for a period of

Five (5) Years

from the date of manufacture. This warranty is expressly conditioned on compliance with all inspection and preventative maintenance requirements as set by applicable government agencies and as specified by Flotec.

This warranty is extended by Flotec only to the first purchaser of the product from either Flotec or from an authorized Flotec Distributor.

FLOTEC'S OBLIGATIONS AND PURCHASER'S REMEDIES UNDER THIS WARRANTY ARE LIMITED AS FOLLOWS: In the event of a defect, malfunction or failure to conform to this warranty, purchaser shall return this product to Flotec, with shipping charges prepaid, within a reasonable time after discovery of such defect, malfunction or failure to conform. Flotec shall repair or replace (at Flotec's option) this product if it is defective, malfunctions or fails to conform to this warranty, and shall return it to purchaser with shipping charges prepaid and without any charges due to costs of repair or replacement.

In the event the product returned by purchaser is not defective, has not malfunctioned and does conform to this warranty, Flotec shall not be obligated to repair or replace the product and shall not be obligated for shipping charges for return of the product to the purchaser.

Flotec shall in no event be liable for any consequential damages, nor for loss, damages or expenses directly or indirectly arising from the use of this product.

Disclaimer of Other Warranties.

THIS WARRANTY IS IN PLACE AND IN LIEU OF ALL OTHER WARRANTIES OR REPRESENTATIONS, EXPRESSED OR IMPLIED, INCLUDING, BUT NOT LIMITED TO, WARRANTIES OF MERCHANTABILITY OR FITNESS FOR SPECIFIC PURPOSE, BY OPERATION OR LAW OR OTHERWISE.

This warranty does not apply to malfunction or damage resulting from accident, alteration, misuse, abuse of the product, improper preventative maintenance, storage at extreme temperatures or extreme environments beyond design limits, or where appropriate, improper use of the product by untrained person. This warranty does not apply to any plastic or rubber components that have been affected adversely by undue exposures to heat, sun, water, ozone, or to other deteriorative elements.

Flotec has not authorized any other firm or person to make any representations concerning this product nor to assume on Flotec's behalf any liability in any way connected with the sale or use of this product.

This warranty becomes void immediately should any repairs of, or alterations to this warranted product be made without authorization by Flotec.