

FLOTEC INC

7625 West New York Street
Indianapolis, Indiana 46214-4911
Web Site: <http://www.floteco2.com>

317-273-6960
Fax 317-273-6979
E-mail: flotec@floteco2.com

Order desk: 800-401-1723

Bags (straight style)

Unidirectional Design where regulator protrudes through the opening between the zippers for easy access
Available in B, C, and D sizes
Unidirectional zippers with long handles
Polyweb shoulder strap with anti-slip pad
Constructed from black Regency Laminate exterior,
Tricot lining with 1/4" foam padding
Window of 20 millimeter clear plastic
Interior storage pocket
Will accept any brand, left, right or vertically mounted regulators

Ordering Information:

BB00 B size cylinder bag
BC00 C size cylinder bag
BD00 D size cylinder bag
BJ00 Jumbo D size cylinder bag
BFS00 Flowmeter Belt Bag



Bags (sock style)

Sock Style Design where regulator is completely enclosed by the bag for maximum protection
Available in B, C, and D sizes
Unidirectional zippers with long handles
Polyweb shoulder strap with anti-slip pad
Constructed from black Regency Laminate exterior,
Tricot lining with 1/4" foam padding
Window of 20 millimeter clear plastic
Interior storage pocket
Will accept any brand, left, right or vertically mounted regulators

Ordering Information:

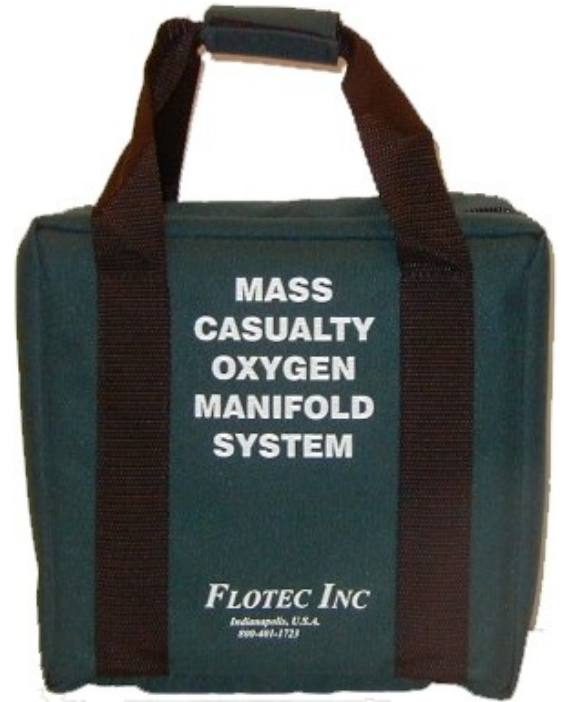
BB10 B size cylinder bag
BC10 C size cylinder bag
BD10 D size cylinder bag



Bags (EMS Manifold style)

Ordering Information:

- BML750** Short Mass Casualty
- BML751** Short Mass Casualty with deeper storage
- BML755** Long Mass Casualty, for use with installed cylinder



Carts Small diameter group

- Handle height adjustable to three positions
- Light weight aluminum construction
- Painted gray finish
- Positive balance with or without cylinder or system installed
- Large solid plastic wheels with rubber tires
- Polyweb strap with velcro for locking in cylinder

Ordering Information:

- F200** Aluminum Cart
- F250** Aluminum Cart w/bed hook



Carts Large diameter group

Longer handles for ease of mobility

Large 10" front wheels available in solid rubber or Pneumatic

Swivel 4" casters

Retractable or Fixed Rear Wheel Assembly

Cylinder safety chain

Ordering Information:

F270 Cart, Retractable, Pneumatic Wheel: Height 46", Depth 15", Width 15", Weight 30 lbs., Wheel Diameter 10" x 4" Pneumatic, Caster 4" x 1" swivel / post.

F272 Cart, Retractable, Rubber Wheel: Height 46", Depth 15", Width 15", Weight 30 lbs., Wheel Diameter 10" x 1.75" Solid Rubber, Caster 4" x 1" swivel / post.
(shown)

F274 Cart, Fixed Pneumatic Wheel: Height 46", Depth 15", Width 28", Weight 30 lbs. Wheel Diameter 10" x 1.75" Pneumatic Rubber, Caster 4" x 1" swivel / post.



Liter Meters

Pencil size, Hand held thorpe tube flow tester

Hose barb inlets and outlets

Two flow ranges, Convenient pocket clip



Ordering Information:

LM102 0 through 2 LPM

LM108 0 through 8 LPM

Post Valve Wrenches

Green anodized aluminum

Optional 12" vinyl covered cable with
break strength of 480 pounds

Keyways for post valve and T-handle

Ordering Information:

PWL-100 Post valve wrench, Green with lanyard

PWL-101 Post valve wrench

PWL-102 Post valve wrench, Silver with lanyard

PWL-105 Post valve wrench, Blue with lanyard

PWL-106 Post valve wrench, Red with lanyard

PWL-10A Post valve wrench, Purple with lanyard



Double Loop Lanyards

Vinyl covered cable with
break strength of 480 pounds
1" loops on both ends

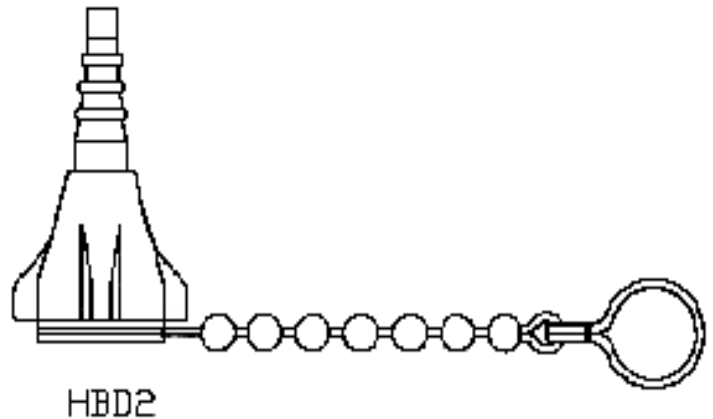
Ordering Information:

LDL-12	12" overall length
LDL-24	24" overall length
LDL-36	36" overall length
LDL-48	48" overall length



Resident Nipple Adapters

All adapters are cleaned for oxygen service
Female DISS-1240 to hose barb adapter
Threaded brass insert is molded into nut
for greater strength and seal integrity
Metal threads prevent cross threading
Hose barb nipple swivels inside nut and
prevents tube kinks
2 1/2" long stainless steel chain and
connecting ring
Available in green, white and yellow



Ordering Information:

HBD2	Green
HBD22	White
HBD24	Yellow

Resident Nipple Adapters with Flow Control Orifice

Available in 20 PSI or 50 PSI settings in Flows of 1 LPM through 25 LPM

Ordering Information:

20 PSI version

HBD2-20-1	1 LPM @ 20 PSI
HBD2-20-2	2 LPM @ 20 PSI
HBD2-20-4	4 LPM @ 20 PSI
HBD2-20-6	6 LPM @ 20 PSI
HBD2-20-8	8 LPM @ 20 PSI
HBD2-20-10	10 LPM @ 20 PSI
HBD2-20-12	12 LPM @ 20 PSI
HBD2-20-15	15 LPM @ 20 PSI
HBD2-20-20	20 LPM @ 20 PSI
HBD2-20-25	25 LPM @ 20 PSI

Ordering Information:

50 PSI version

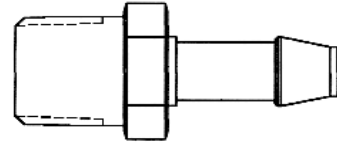
HBD2-50-1	1 LPM @ 50 PSI
HBD2-50-2	2 LPM @ 50 PSI
HBD2-50-4	4 LPM @ 50 PSI
HBD2-50-6	6 LPM @ 50 PSI
HBD2-50-8	8 LPM @ 50 PSI
HBD2-50-10	10 LPM @ 50 PSI
HBD2-50-12	12 LPM @ 50 PSI
HBD2-50-15	15 LPM @ 50 PSI
HBD2-50-20	20 LPM @ 50 PSI
HBD2-50-25	25 LPM @ 50 PSI

Hose Barbs to 1/8" Male NPT

All hose barbs are cleaned for oxygen service
1/8" Male NPT threads
7/16" Hex
Anodized aluminum construction
Universal barb for oxygen tubing

Ordering Information:

HB12 Green Anodized
HB122 Silver Anodized
HB124 Yellow Anodized



HB12

Hose Barbs to 1/8" Male NPT with Flow Control Orifice

All hose barbs are cleaned for oxygen service
Interchangeable flow control orifices
Available in 20 PSI or 50 PSI settings
Flows of 1 LPM through 25 LPM

Ordering Information:

20 PSI version

HB12-20-1	1 LPM @ 20 PSI
HB12-20-2	2 LPM @ 20 PSI
HB12-20-4	4 LPM @ 20 PSI
HB12-20-6	6 LPM @ 20 PSI
HB12-20-8	8 LPM @ 20 PSI
HB12-20-10	10 LPM @ 20 PSI
HB12-20-12	12 LPM @ 20 PSI
HB12-20-15	15 LPM @ 20 PSI
HB12-20-20	20 LPM @ 20 PSI
HB12-20-25	25 LPM @ 20 PSI

Ordering Information:

50 PSI version

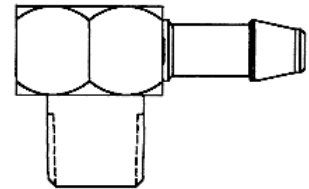
HB12-50-1	1 LPM @ 50 PSI
HB12-50-2	2 LPM @ 50 PSI
HB12-50-4	4 LPM @ 50 PSI
HB12-50-6	6 LPM @ 50 PSI
HB12-50-8	8 LPM @ 50 PSI
HB12-50-10	10 LPM @ 50 PSI
HB12-50-12	12 LPM @ 50 PSI
HB12-50-15	15 LPM @ 50 PSI
HB12-50-20	20 LPM @ 50 PSI
HB12-50-25	25 LPM @ 50 PSI

Hose Barbs to 1/8" Male NPT, 90 degree Elbow

All hose barbs are cleaned for oxygen service
Anodized aluminum construction
Universal barb for oxygen tubing

Ordering Information:

HB212 Anodized aluminum



HB212

Hose Barbs to 1/8" Male NPT, 90 degree Elbow with Flow Control Orifice

All hose barbs are cleaned for oxygen service
Interchangeable flow control orifices
Available in 20 PSI or 50 PSI settings
Flows of 1 LPM through 25 LPM

Ordering Information:

20 PSI version

HB212-20-1	1 LPM @ 20 PSI
HB212-20-2	2 LPM @ 20 PSI
HB212-20-4	4 LPM @ 20 PSI
HB212-20-6	6 LPM @ 20 PSI
HB212-20-8	8 LPM @ 20 PSI
HB212-20-10	10 LPM @ 20 PSI
HB212-20-12	12 LPM @ 20 PSI
HB212-20-15	15 LPM @ 20 PSI
HB212-20-20	20 LPM @ 20 PSI
HB212-20-25	25 LPM @ 20 PSI

Ordering Information:

50 PSI version

HB212-50-1	1 LPM @ 50 PSI
HB212-50-2	2 LPM @ 50 PSI
HB212-50-4	4 LPM @ 50 PSI
HB212-50-6	6 LPM @ 50 PSI
HB212-50-8	8 LPM @ 50 PSI
HB212-50-10	10 LPM @ 50 PSI
HB212-50-12	12 LPM @ 50 PSI
HB212-50-15	15 LPM @ 50 PSI
HB212-50-20	20 LPM @ 50 PSI
HB212-50-25	25 LPM @ 50 PSI

Multilatorr™ Hose Assemblies

Cleaned for oxygen service
Green 3' hose assembly with optional 6' or 20'
leader hose assembly
1 Female DISS-1240 swivel inlet
Male DISS-1240 check valve outlets
Use with part # HBD2-xx-x to control flow rates

Ordering Information:

- BL206** One-3' hose assembly with 6' leader hose assembly w/5 outlets
- BL220** One-3' hose assembly with 20' leader hose assembly w/5 outlets
- BL320** Two-3' hose assemblies with 20' leader hose assembly w/7 outlets



Hose Assemblies

200 PSI pressure rating
Conductive and non-Conductive
Cleaned for oxygen service

- Carbon Dioxide (Grey)
- Medical Air (Yellow)
- Nitrogen (Black)
- Nitrous Oxide ((Blue)
- Oxygen (Green)
- Vacuum (White)
- WAGD (EVAC) (Purple)
- Clear w/White Briad

Ordering Information: See R-HA Code.123



Gauge and Boot Assemblies

UL approved, Low profile design, Stainless steel and brass construction, Snubber inlet for prevention of spike damage, Water tight with built in relief disc, Rubber boot for additional impact resistance



Ordering Information:

010-6100-081	1.4" Flotec Gauge and boot with 0-3000 PSI and 0-210 Kg/Cm2 scale, red and green zones
010-6100-250	1.6" Flotec Gauge and boot with 0-3000 PSI and 0-210 Kg/Cm2 scale, red and green zones
010-6100-254	1.6" Flotec Gauge and boot with 0-100 PSI
010-6100-330	1.4" Plain Gauge and boot with 0-3000 PSI scale
010-6100-331	1.4" Plain Gauge and boot with 0-4000 PSI scale
010-6100-332	1.4" Flotec Gauge and boot with 0-3000 PSI and 0-210 Kg/Cm2 scale, red zone 2200-3000
810-6302-001	1.4" Black Neoprene Boot only
810-6302-003	1.6" Black Neoprene Boot only

T-Handles

Low profile design
Optional C-clip for loss prevention
Chrome plated brass construction
Traditional Large plain style available

Ordering Information:

114-6316-117	Low profile T-handle without C-clip
114-6316-118	Low profile T-handle with C-clip
114-6316-217	Large T-handle without C-clip
114-6316-218	Large T-handle with C-clip
DH209	Dome Handle without C-clip
DH210	Dome Handle with C-clip

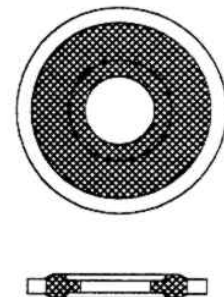


Yoke Washer Seals (Regulator)

Soft seat and stay put design
Composite Brass and Viton

Ordering Information:

810-6293-001	CGA 870 Yoke washer seal
---------------------	--------------------------

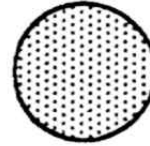


Inlet Filters (Regulator)

20 micron, Sintered brass construction

Ordering Information:

810-6033-001 Replacement Regulator filter



Retainers (Regulator)

Brass construction

Ordering Information:

810-6490-002 Replacement Filter retainer

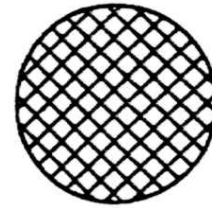


Inlet Filters (Flowmeter)

40 micron, Screen Stainless Steel construction

Ordering Information:

810-6643-021 Replacement Flowmeter Filter



Helicoil Repair Kit

Ordering Information:

HRK100 Kit includes 1 each HRK101, 1 each HRK102, & 50 each 810-6428-001

HRK101 Tap



HRK102 Helicoil Mandrel



810-6428-001 Helicoil Thread Inserts

